















460 Bern–Langnau–Luzern 


Gewerliches Reproduzieren verboten
 Reproduction commerciale interdite
 Riproduziona commerciale vietata

| | 57 21713 | 57 21717 | RE 3305 | S2 15213 | 57 21723 | S2 15215 | RE 3307 | S2 15219 | S2 15221 |
|--|-------------|-------------|------------|-------------|-------------|-------------|------------|-------------|-------------|
| Bern  | | | | | | | | | |
| Bern Wankdorf  | | | ⌘ 537 | ⌘ 542 | | 612 | 637 | 642 | 712 |
| Ostermundigen | | | ⌘ 544 | ⌘ 546 | | 614 | | 644 | 714 |
| Gümligen | | | ⌘ 551 | ⌘ 554 | | 616 | | 646 | 716 |
| Worb SBB | | | ⌘ 554 | ⌘ 558 | | 621 | | 651 | 721 |
| Tägertschi | | | ⌘ 558 | ⌘ 603 | | 624 | | 654 | 724 |
| Konolfingen  | | | ⌘ 551 | ⌘ 603 | | 628 | | 658 | 728 |
| Thun 340 | | | ⌘ 503 | ⌘ 532 | | 603 | ⌘ 624 | 639 | 703 |
| Konolfingen  | | | ⌘ 524 | ⌘ 553 | | 624 | ⌘ 647 | 658 | 724 |
| Konolfingen | | | ⌘ 553 | ⌘ 604 | | 634 | | 653 | 704 |
| Zäziwil | | | ⌘ 606 | ⌘ 634 | | 636 | | 706 | 736 |
| Bowil | | | ⌘ 609 | ⌘ 639 | | 639 | | 709 | 739 |
| Signau | | | ⌘ 614 | ⌘ 644 | | 644 | | 714 | 744 |
| Emmenmatt | | | ⌘ 617 | ⌘ 647 | | 647 | | 717 | 747 |
| Langnau  | | | ⌘ 605 | ⌘ 622 | | 652 | | 705 | 752 |
| Langnau | ⌘ 457 | 527 | 606 | ⌘ 627 | | | | 706 | |
| Trubschachen | ⌘ 503 | 534 | 611 | ⌘ 634 | ⌘ 627 | | | 711 | |
| Wigglen | ⌘ 508 | ⌘ 545 | | ⌘ 648 | ⌘ 645 | | | | |
| Escholzmatt | ⌘ 511 | 548 | 618 | ⌘ 648 | | | | 718 | |
| Schüpfheim | ⌘ 519 | 558 | 629 | ⌘ 658 | | | | 729 | |
| Hasle LU | ⌘ 523 | 602 | | ⌘ 702 | | | | | |
| Entlebuch | ⌘ 525 | 604 | 634 | ⌘ 704 | | | | 734 | |
| Wolhusen  | ⌘ 535 | ⌘ 614 | 644 | ⌘ 714 | | | | 744 | |
| Wolhusen | ⌘ 542 | ⌘ 617 | 646 | ⌘ 717 | | | | 746 | |
| Willisau 440 | ⌘ 553 | ⌘ 627 | 657 | ⌘ 727 | | | | 757 | |
| Zell 440 | ⌘ 603 | ⌘ 635 | 705 | ⌘ 736 | | | | 805 | |
| Huttwil 440 | ⌘ 613 | ⌘ 643 | 715 | ⌘ 743 | | | | 815 | |
| Langenthal 440 | ⌘ 638 | ⌘ 708 | 738 | ⌘ 808 | | | | 838 | |
| Langenthal 440 | | | ⌘ 550 | | | ⌘ 620 | | ⌘ 650 | |
| Huttwil 440 | ⌘ 506 | 539 | ⌘ 613 | | | ⌘ 643 | | ⌘ 715 | |
| Zell 440 | ⌘ 513 | 547 | ⌘ 619 | | | 651 | | ⌘ 721 | |
| Willisau 440 | ⌘ 524 | 600 | ⌘ 630 | | | 700 | | ⌘ 730 | |
| Wolhusen  | ⌘ 536 | 611 | ⌘ 641 | | | 711 | | ⌘ 741 | |
| | 56 | 56 | 56 | | | 56 | 56 | | 56 |
| | 21613 | 21615 | 21617 | | | 21621 | 21623 | | 21627 |
| Wolhusen | | | 620 | 645 | | 720 | 745 | | |
| Werthenstein | | | 622 | | | 722 | | | |
| Schachen LU | | ⌘ 601 | 626 | | | 726 | | ⌘ 801 | |
| Malters | | ⌘ 606 | 632 | 651 | | 732 | 751 | ⌘ 806 | |
| Littau | | ⌘ 610 | 636 | | | 736 | | ⌘ 810 | |
| Luzern  | | | 643 | 703 | | 743 | 803 | ⌘ 818 | |

 Ankunft .. 39
 Verkehrt ab Trubschachen täglich
 Minimale Umsteigezeit: 5 Minuten;
 7 Minuten von/nach 

Alle Züge Bern-Bern Wankdorf-
 Bern siehe Feld 299
 in den S-Bahn-Zügen

BLS, Bern
 ☎ 031 327 27 27
www.bls.ch
SBB ☎ 0900 300 300 CHF 1.19/Min
www.sbb.ch

Verbindungen Bern-Luzern via
 Zofingen und Olten sowie
 umgekehrt siehe Felder 450, 455
 und 510
 (⌘) S-Bahn: Nicht alle Züge, nicht
 alle Bhfe. Spalt 20cm. Übrige Züge
 ⌘ oder  Voranmeldung erforder-
 lich ☎ 0800 007 102

460

| | 57 | RE | S2 | S2 | 57 | RE | S2 | S2 | 57 | RE | S2 | S2 | 57 |
|----------------------|-------|------------|------------|-------|-------------|------------|--------|-------|-------------|-------------|-------|-------|-------|
| | 21729 | 3309 | 15225 | 15227 | 21733 | 3311 | 15229 | 15231 | 21737 | 3315 | 15233 | 15235 | 21741 |
| Bern [5] | | 737 | 742 | 812 | | 837 | 842 | 912 | | 937 | 942 | 1012 | |
| Bern Wankdorf [5] | | | 744 | 814 | | | 844 | 914 | | | 944 | 1014 | |
| Ostermundigen | | | 746 | 816 | | | 846 | 916 | | | 946 | 1016 | |
| Gümligen | | | 751 | 821 | | | 851 | 921 | | | 951 | 1021 | |
| Worb SBB | | | 754 | 824 | | | 854 | 924 | | | 954 | 1024 | |
| Tägertschi | | | 758 | 828 | | | 858 | 928 | | | 958 | 1028 | |
| Konolfingen ○ | | 751 | 803 | 833 | | 851 | 903 | 933 | | 951 | 1003 | 1033 | |
| Thun 340 | | Ⓐ 724 | 739 | 803 | | 839 | 903 | | | 939 | 1003 | | |
| Konolfingen ○ | | Ⓐ 747 | 758 | 824 | | 858 | 924 | | | 958 | 1024 | | |
| Konolfingen | | 753 | 804 | 834 | | 853 | 904 | 934 | | 953 | 1004 | 1034 | |
| Zäziwil | | | 806 | 836 | | | 906 | 936 | | | 1006 | 1036 | |
| Bowil | | | 809 | 839 | | | 909 | 939 | | | 1009 | 1039 | |
| Signau | | | 814 | 844 | | | 914 | 944 | | | 1014 | 1044 | |
| Emmenmatt | | | 817 | 847 | | | 917 | 947 | | | 1017 | 1047 | |
| Langnau [3] ○ | | 805 | 822 | 852 | | 905 | 922 | 952 | | 1005 | 1022 | 1052 | |
| Langnau | | 806 | | | | 906 | | | | 1006 | | | |
| Trubschachen | 734 | 811 | | 834 | | 911 | | 934 | | 1011 | | 1034 | |
| Wigglen | 12745 | | | 12845 | | | | 12945 | | | | 13045 | |
| Escholzmatt | 748 | 818 | | 848 | | 918 | | 948 | | 1018 | | 1048 | |
| Schüpfheim | 758 | 829 | | 858 | | 929 | | 958 | | 1029 | | 1058 | |
| Hasle LU | 802 | | | 902 | | | | 1002 | | | | 1102 | |
| Entlebuch | 804 | 834 | | 904 | | 934 | | 1004 | | 1034 | | 1104 | |
| Wolhusen ○ | 814 | 844 | | 914 | | 944 | | 1014 | | 1044 | | 1114 | |
| Wolhusen | Ⓐ 817 | 846 | | Ⓐ 917 | 946 | | Ⓐ 1017 | 1046 | | Ⓐ 1117 | | | |
| Willisau 440 | ○ | Ⓐ 827 | 857 | Ⓐ 927 | 957 | | Ⓐ 1027 | 1057 | | Ⓐ 1127 | | | |
| Zell 440 | ○ | | 905 | | 1005 | | | 1105 | | | | | |
| Huttwil 440 | ○ | | 915 | | 1015 | | | 1115 | | | | | |
| Langenthal 440 | ○ | | 938 | | 1038 | | | 1138 | | | | | |
| Langenthal 440 | 720 | | | 820 | | | | 920 | | | | 1020 | |
| Huttwil 440 | 743 | | | 843 | | | | 943 | | | | 1043 | |
| Zell 440 | 751 | | | 851 | | | | 951 | | | | 1051 | |
| Willisau 440 | 800 | Ⓐ 830 | 900 | Ⓐ 930 | 1000 | | Ⓐ 1030 | 1100 | | Ⓐ 1130 | | 1200 | |
| Wolhusen | ○ | 811 | Ⓐ 841 | 911 | Ⓐ 941 | 1011 | Ⓐ 1041 | 1111 | | | | 1211 | |
| Wolhusen | 56 | | | 56 | | | | 56 | | | | 56 | |
| Wertstein | 21629 | 845 | | 21633 | | 945 | | 21637 | | 1045 | | 21641 | |
| Schachen LU | 820 | | | 920 | | | | 1020 | | | | 1120 | |
| Malters | 822 | | | 922 | | | | 1022 | | | | 1122 | |
| Littau | 826 | | | 926 | | | | 1026 | | | | 1126 | |
| Luzern [16] | 832 | 851 | | 932 | 951 | | | 1032 | 1051 | | | 1132 | |
| | 836 | | | 936 | | | | 1036 | | | | 1136 | |
| | 843 | 903 | | 943 | 1003 | | | 1043 | 1103 | | | 1143 | |

[12] Ankunft .. 39

[16] Minimale Umsteigezeit: 5 Minuten;
7 Minuten von/nachAlle Züge Bern-Bern Wankdorf-
Bern siehe Feld 299

Ⓢ in den S-Bahn-Zügen


(Ⓢ) S-Bahn: Nicht alle Züge, nicht
alle Bhfe. Spalt 20cm. Übrige Züge
Ⓢ oder [16] Voranmeldung erforder-
lich ☎ 0800 007 102**BLS, Bern**






































☎ 031 327 27 27


www.bls.ch

SBB ☎ 0900 300 300 CHF 1.19/Min
www.sbb.chVerbindungen Bern-Luzern via
Zofingen und Olten sowie
umgekehrt siehe Felder 450, 455
und 510



460

Bern–Langnau–Luzern 


| | RE | S2 | S7 | S2 | RE | S2 | S7 | S2 | RE | S2 | S2 |
|--|---|--|----------------|--|-------------|--|----------------|--|-------------|--|-------|
| Bern  | 1037 | 1042 | 21745 | 1112 | 1137 | 1142 | 21749 | 15243 | 1237 | 1242 | 15249 |
| Bern Wankdorf  | | 1044 | | 1114 | | 1144 | | 1214 | | 1244 | 1314 |
| Ostermundigen | | 1046 | | 1116 | | 1146 | | 1216 | | 1246 | 1316 |
| Gümligen | | 1051 | | 1121 | | 1151 | | 1221 | | 1251 | 1321 |
| Worb SBB | | 1054 | | 1124 | | 1154 | | 1224 | | 1254 | 1324 |
| Tägertschi | | 1058 | | 1128 | | 1158 | | 1228 | | 1258 | 1328 |
| Konolfingen  | 1051 | 1103 | | 1133 | 1151 | 1203 | | 1233 | 1251 | 1303 | 1333 |
| Thun 340 | | 1039 | | 1103 | | 1139 | | 1203 | | 1239 | 1303 |
| Konolfingen  |  | 1058 | | 1124 | | 1158 | | 1224 | | 1258 | 1324 |
| Konolfingen | 1053 | 1104 | | 1134 | 1153 | 1204 | | 1234 | 1253 | 1304 | 1334 |
| Zäziwil | | 1106 | | 1136 | | 1206 | | 1236 | | 1306 | 1336 |
| Bowil | | 1109 | | 1139 | | 1209 | | 1239 | | 1309 | 1339 |
| Signau | | 1114 | | 1144 | | 1214 | | 1244 | | 1314 | 1344 |
| Emmenmatt | | 1117 | | 1147 | | 1217 | | 1247 | | 1317 | 1347 |
| Langnau  | 1105 | 1122 | | 1152 | 1205 | 1222 | | 1252 | 1305 | 1322 | 1352 |
| Langnau | 1106 | | | | 1206 | | | | 1306 | | |
| Trubschachen | 1111 | | 1134 | | 1211 | | 1234 | | 1311 | | |
| Wigglen | | | <u>12</u> 1145 | | | | <u>12</u> 1245 | | | | |
| Escholzmatt | 1118 | | 1148 | | 1218 | | 1248 | | 1318 | | |
| Schüpfheim | 1129 | | 1158 | | 1229 | | 1258 | | 1329 | | |
| Hasle LU | | | 1202 | | | | 1302 | | | | |
| Entlebuch | 1134 | | 1204 | | 1234 | | 1304 | | 1334 | | |
| Wolhusen  | 1144 | | 1214 | | 1244 | | 1314 | | 1344 | | |
| Wolhusen | | 1146 | |  1217 | | 1246 | |  1317 | | 1346 | |
| Willisau 440  |  | 1157 | |  1227 | | 1257 | |  1327 | | 1357 | |
| Zell 440  |  | 1205 | |  1236 | | 1305 | |  1336 | | 1405 | |
| Huttwil 440  |  | 1215 | | 1243 | | 1315 | | 1343 | | 1415 | |
| Langenthal 440  |  | 1238 | |  1308 | | 1338 | |  1408 | | 1438 | |
| Langenthal 440 | | | | 1120 | | | | 1220 | |  1250 | |
| Huttwil 440 | | | | 1143 | |  1215 | | 1243 | |  1315 | |
| Zell 440 | | | | 1151 | |  1221 | | 1251 | |  1321 | |
| Willisau 440 | |  1130 | | 1200 | |  1230 | | 1300 | |  1330 | |
| Wolhusen  |  |  1141 | | 1211 | |  1241 | | 1311 | |  1341 | |
| | | | | S6 | | | | S6 | | | |
| | | | | 21645 | | | | 21649 | | | |
| Wolhusen | 1145 | | | 1220 | | 1245 | | 1320 | | 1345 | |
| Werthenstein | | | | 1222 | | | | 1322 | | | |
| Schachen LU | | | | 1226 | | | | 1326 | | | |
| Malters | | | | 1232 | | 1251 | | 1332 | | 1351 | |
| Littau | 1151 | | | 1236 | | | | 1336 | | | |
| Luzern  | 1203 | | | 1243 | | 1303 | | 1343 | | 1403 | |

 Ankunft .. 39 Minimale Umsteigezeit: 5 Minuten; 7 Minuten von/nach 

Alle Züge Bern-Bern Wankdorf-Bern siehe Feld 299


 in den S-Bahn-Zügen**BLS, Bern** 031 327 27 27

www.bls.ch

SBB  0900 300 300 CHF 1.19/Min

www.sbb.ch

Verbindungen Bern-Luzern via Zofingen und Olten sowie umgekehrt siehe Felder 450, 455 und 510

 S-Bahn: Nicht alle Züge, nicht alle Bhfe. Spalt 20cm. Übrige Züge  oder  Voranmeldung erforderlich  0800 007 102

460

| | S7 | RE | S2 | S2 | S7 | RE | S2 | S2 | S7 | RE | S2 | S7 |
|---------------------|---------|--------------|--------------|-------|---------|--------------|---------|---------|---------|--------------|--------------|-------|
| Bern | 21753 | 3323 | 15253 | 15255 | 21757 | 3325 | 15257 | 15259 | 21761 | 3327 | 15261 | 21765 |
| Bern Wankdorf | | 13 37 | 13 42 | 14 12 | | 14 37 | 14 42 | 15 12 | | 15 37 | 15 42 | |
| Bern Ostermundigen | | | 13 44 | 14 14 | | | 14 44 | 15 14 | | | 15 44 | |
| Gümligen | | | 13 46 | 14 16 | | | 14 46 | 15 16 | | | 15 46 | |
| Worb SBB | | | 13 51 | 14 21 | | | 14 51 | 15 21 | | | 15 51 | |
| Tägertschi | | | 13 54 | 14 24 | | | 14 54 | 15 24 | | | 15 54 | |
| Konolfingen | | 13 51 | 13 58 | 14 28 | | 14 51 | 14 58 | 15 28 | | 15 51 | 15 58 | |
| Thun 340 | | | 13 39 | 14 03 | | 14 39 | 15 03 | | | 15 39 | 16 03 | |
| Konolfingen | | | 13 58 | 14 24 | | 14 58 | 15 24 | | | 15 58 | 16 24 | |
| Konolfingen Zäziwil | | | 13 53 | 14 04 | 14 34 | 14 53 | 15 04 | 15 34 | | 15 53 | 16 04 | |
| Bowil | | | | 14 06 | 14 36 | | 15 06 | 15 36 | | | 16 06 | |
| Signau | | | | 14 09 | 14 39 | | 15 09 | 15 39 | | | 16 09 | |
| Emmenmatt | | | | 14 14 | 14 44 | | 15 14 | 15 44 | | | 16 14 | |
| Langnau | | | 14 05 | 14 17 | 14 47 | 15 05 | 15 17 | 15 47 | | 16 05 | 16 17 | |
| Langnau | | | 14 06 | 14 22 | 14 52 | 15 06 | 15 22 | 15 52 | | 16 06 | 16 22 | |
| Trubschachen | 13 34 | | | | 14 34 | 15 11 | | | 15 34 | | 16 11 | 16 34 |
| Wigglen | 13 45 | | | | 14 45 | 15 18 | | | 15 45 | | 16 45 | |
| Escholzmatt | 13 48 | | 14 18 | | 14 48 | 15 18 | | | 15 48 | | 16 18 | 16 48 |
| Schüpfheim | 13 58 | | 14 29 | | 14 58 | 15 29 | | | 15 58 | | 16 29 | 16 58 |
| Hasle LU | 14 02 | | | | 15 02 | | | | 16 02 | | | 17 02 |
| Entlebuch | 14 04 | | 14 34 | | 15 04 | 15 34 | | | 16 04 | | 16 34 | 17 04 |
| Wolhusen | 14 14 | | 14 44 | | 15 14 | 15 44 | | | 16 14 | | 16 44 | 17 14 |
| Wolhusen | A 14 17 | 14 46 | | | A 15 17 | 15 46 | | | A 16 17 | 16 46 | | 17 17 |
| Willisau 440 | A 14 27 | 14 57 | | | A 15 27 | 15 57 | | | A 16 27 | 16 57 | | 17 27 |
| Zell 440 | | 15 05 | | | | 16 05 | | | | 17 05 | | 17 36 |
| Huttwil 440 | | 15 15 | | | | 16 15 | | | | 17 15 | | 17 43 |
| Langenthal 440 | | 15 38 | | | | 16 38 | | | | 17 38 | | 18 08 |
| Langenthal 440 | 13 20 | | | | 14 20 | | | | 15 20 | | | |
| Huttwil 440 | 13 43 | | | | 14 43 | | | | 15 43 | | | |
| Zell 440 | 13 51 | | | | 14 51 | | | | 15 51 | | | |
| Willisau 440 | 14 00 | | A 14 30 | | 15 00 | | A 15 30 | | 16 00 | | A 16 30 | |
| Wolhusen | 14 11 | A 14 41 | | | 15 11 | | A 15 41 | | 16 11 | | A 16 41 | |
| | S6 | | | | S6 | | | | S6 | | | |
| | 21653 | | | | 21655 | | | | 21659 | | 21661 | |
| Wolhusen | 14 20 | 14 45 | | | 15 20 | 15 45 | | | 16 20 | 16 45 | | |
| Werthenstein | 14 22 | | | | 15 22 | | | | 16 22 | | | |
| Schachen LU | 14 26 | | | | 15 26 | | | A 16 01 | 16 26 | | | |
| Malters | 14 32 | 14 51 | | | 15 32 | 15 51 | | A 16 06 | 16 32 | 16 51 | | |
| Littau | 14 36 | | | | 15 36 | | | A 16 10 | 16 36 | | | |
| Luzern | 14 43 | 15 03 | | | 15 43 | 16 03 | | A 16 18 | 16 43 | 17 03 | | |

12 Ankunft .. 39

16 Minimale Umsteigezeit: 5 Minuten; 7 Minuten von/nach

Verbindungen Bern-Luzern via
Zofingen und Olten sowie
umgekehrt siehe Felder 450, 455
und 510

Alle Züge Bern-Bern Wankdorf-
Bern siehe Feld 299

in den S-Bahn-Zügen

() S-Bahn: Nicht alle Züge, nicht
alle Bhfe. Spalt 20cm. Übrige Züge
 oder Voranmeldung erforder-
lich 0800 007 102

BLS, Bern
 031 327 27 27

www.bls.ch

SBB 0900 300 300 CHF 1.19/Min
www.sbb.ch

460

Bern–Langnau–Luzern

| | S2 | RE | S2 | S7 | S | S2 | RE | S2 | S7 | S2 |
|----------------------|-----------|-------------|-------------|-----------------|-----------|-----------|-------------|-------------|-------------|-----------|
| Bern [5] | 15263 | 3329 | 15265 | 21771 | 15065 | 15267 | 3331 | 15271 | 21777 | 15273 |
| Bern Wankdorf [5] | 16 12 | 1637 | 16 42 | | (A) 17 02 | 17 12 | 1737 | 17 42 | | 18 12 |
| Ostermundigen | 16 14 | | 16 44 | | ~ | 17 14 | | 17 44 | | 18 14 |
| Gümligen | 16 16 | | 16 46 | | ~ | 17 16 | | 17 46 | | 18 16 |
| Worb SBB | 16 21 | | 16 51 | | ~ | 17 21 | | 17 51 | | 18 21 |
| Tägertschi | 16 24 | | 16 54 | | ~ | 17 24 | | 17 54 | | 18 24 |
| Konolfingen o | 16 28 | 1651 | 16 58 | | (A) 17 16 | 17 28 | 1751 | 17 58 | | 18 28 |
| | 16 33 | | 17 03 | | | 17 33 | | 18 03 | | 18 33 |
| Thun 340 | 16 03 | (A) 16 24 | 1639 | | | 17 03 | (A) 17 24 | 1739 | | 18 03 |
| Konolfingen o | 16 24 | (A) 16 47 | 1658 | | | 17 24 | (A) 17 47 | 1758 | | 18 24 |
| Konolfingen | 16 34 | 1653 | 17 04 | | (A) 17 17 | 17 34 | 1753 | 18 04 | | 18 34 |
| Zäziwil | 16 36 | | 17 06 | | ~ | 17 36 | | 18 06 | | 18 36 |
| Bowil | 16 39 | | 17 09 | | ~ | 17 39 | | 18 09 | | 18 39 |
| Signau | 16 44 | | 17 14 | | ~ | 17 44 | | 18 14 | | 18 44 |
| Emmenmatt | 16 47 | | 17 17 | | ~ | 17 47 | | 18 17 | | 18 47 |
| Langnau [3] o | 16 52 | 1705 | 17 22 | | (A) 17 36 | 17 52 | 1805 | 18 22 | | 18 52 |
| Langnau | | 1706 | | | | | 1806 | | | |
| Trubschachen | | 1711 | | 17 34 | | | 1811 | | 18 34 | |
| Wiggen | | | | (12) 17 45 | | | | (12) 18 45 | | |
| Escholzmatt | | 1718 | | 17 48 | | | 1818 | | 18 48 | |
| Schüpfheim | | 1729 | | 17 58 | | | 1829 | | 18 58 | |
| Hasle LU | | 1734 | | 18 02 | | | 1834 | | 19 02 | |
| Entlebuch | | 1744 | | 18 04 | | | 1844 | | 19 04 | |
| Wolhusen o | | | | 18 14 | | | | | 19 14 | |
| Wolhusen | | | 17 46 | 18 17 | | | | 18 46 | 19 17 | |
| Willisau 440 o | | | 17 57 | 18 27 | | | | 18 57 | 19 27 | |
| Zell 440 o | | | 18 05 | 18 36 | | | | 19 05 | 19 36 | |
| Huttwil 440 o | | | 18 15 | 18 43 | | | | 19 15 | 19 43 | |
| Langenthal 440 o | | | 18 38 | 19 08 | | | | 19 38 | | |
| Langenthal 440 | 16 20 | | 16 50 | | | 17 20 | | 17 50 | | |
| Huttwil 440 | 16 43 | | 17 15 | | | 17 43 | | 18 15 | | |
| Zell 440 | 16 51 | | 17 21 | | | 17 51 | | 18 21 | | |
| Willisau 440 | 17 00 | | 17 30 | | | 18 00 | | 18 30 | | |
| Wolhusen o | 17 11 | | 17 41 | | | 18 11 | | 18 41 | | |
| | S6 | S6 | | | | S6 | S6 | | | S6 |
| | 21663 | 21665 | | | | 21669 | 21671 | | | 21675 |
| Wolhusen | | | 17 20 | | | 18 20 | | 1845 | | |
| Werthenstein | | | 17 22 | | | 18 22 | | | | |
| Schachen LU | (A) 17 01 | 17 26 | | | | (A) 18 01 | 18 26 | | | (A) 19 01 |
| Malters | ~ | 17 06 | 17 32 | (C) 1751 | | ~ | 18 06 | 18 32 | 1851 | ~ |
| Littau | ~ | 17 10 | 17 36 | | | ~ | 18 10 | 18 36 | | ~ |
| Luzern [16] o | (A) 17 18 | 17 43 | 1803 | | | (A) 18 18 | 18 43 | 1903 | | (A) 19 18 |

[12] Ankunft .. 39

[16] Minimale Umsteigezeit: 5 Minuten;
7 Minuten von/nachAlle Züge Bern-Bern Wankdorf-
Bern siehe Feld 299

⊕ in den S-Bahn-Zügen

(Δ) S-Bahn: Nicht alle Züge, nicht
alle Bhfe. Spalt 20cm. Übrige Züge
⊗ oder [16] Voranmeldung erforder-
lich ⊕ 0800 007 102**BLS, Bern**

☎ 031 327 27 27

www.bls.ch

SBB ☎ 0900 300 300 CHF 1.19/Min

www.sbb.ch

Verbindungen Bern-Luzern via
Zofingen und Olten sowie
umgekehrt siehe Felder 450, 455
und 510

460

| | RE | S2 | S7 | S2 | RE | S2 | S7 | S2 | RE | S7 | S2 |
|--------------------------|-------------|-------------|-----------|-------|-------------|-------|-----------|-------|-------------|-------|-----------|
| Bern [5] | 3335 | 15277 | 21783 | 15279 | 3337 | 15281 | 21787 | 15283 | 3339 | 21791 | 15287 |
| Bern Wankdorf [5] | 1837 | 1842 | | 1912 | 1937 | 1942 | | 2012 | 2037 | | 2112 |
| Ostermundigen | | 1844 | | 1914 | | 1944 | | 2014 | | | 2114 |
| Gümligen | | 1846 | | 1916 | | 1946 | | 2016 | | | 2116 |
| Worb SBB | | 1851 | | 1921 | | 1951 | | 2021 | | | 2121 |
| Tägertschi | | 1854 | | 1924 | | 1954 | | 2024 | | | 2124 |
| Konolfingen ○ | 1851 | 1858 | | 1928 | 1951 | 1958 | | 2028 | 2051 | | 2128 |
| | | 1903 | | 1933 | | 2003 | | 2033 | | | 2133 |
| Thun 340 | (A) 1824 | 1839 | | 1903 | 1939 | | 2009 | | | | 2109 |
| Konolfingen ○ | (A) 1847 | 1858 | | 1924 | 1958 | | 2031 | | | | 2130 |
| Konolfingen | 1853 | 1904 | | 1934 | 1953 | 2004 | | 2034 | 2053 | | 2134 |
| Zäziwil | | 1906 | | 1936 | | 2006 | | 2036 | | | 2136 |
| Bowil | | 1909 | | 1939 | | 2009 | | 2039 | | | 2139 |
| Signau | | 1914 | | 1944 | | 2014 | | 2044 | | | 2144 |
| Emmenmatt | | 1917 | | 1947 | | 2017 | | 2047 | | | 2147 |
| Langnau [3] ○ | 1905 | 1922 | | 1952 | 2005 | 2022 | | 2052 | 2105 | | 2152 |
| Langnau | 1906 | | | | 2006 | | | | 2106 | | |
| Trubschachen | 1911 | | 1934 | | 2011 | | 2034 | | 2111 | | 2134 |
| Wigglen | | | [12] 1945 | | | | [12] 2045 | | | | [12] 2145 |
| Escholzmatt | 1918 | | 1948 | | 2018 | | 2048 | | 2118 | | 2148 |
| Schüpfheim | 1929 | | 1958 | | 2029 | | 2058 | | 2129 | | 2158 |
| Hasle LU | 1934 | | 2002 | | 2034 | | 2102 | | 2134 | | 2202 |
| Entlebuch | 1944 | | 2014 | | 2044 | | 2114 | | 2144 | | 2214 |
| Wolhusen ○ | | 1946 | | 2017 | | 2046 | | | | | 2146 |
| Willisau 440 ○ | | 1957 | | 2027 | | 2057 | | | | | 2157 |
| Zell 440 ○ | | 2005 | | 2036 | | 2104 | | | | | 2204 |
| Huttwil 440 ○ | | 2015 | | 2043 | | 2113 | | | | | 2213 |
| Langenthal 440 ○ | | 2038 | | | | 2138 | | | | | 2238 |
| Langenthal 440 | 1820 | 1850 | | 1920 | 1950 | | | | | | 2051 |
| Huttwil 440 | 1843 | 1915 | | 1943 | 2015 | | | | | | 2113 |
| Zell 440 | 1851 | 1921 | | 1951 | 2021 | | | | | | 2121 |
| Willisau 440 | 1900 | 1930 | | 2000 | 2030 | | | | | | 2130 |
| Wolhusen ○ | 1911 | 1941 | | 2011 | 2041 | | | | | | 2141 |
| | S6 | | | S6 | | | | | | | |
| | 21677 | | | 21683 | | | | | | | |
| Wolhusen | 1920 | 1945 | | 2020 | 2045 | | 2120 | | 2145 | | 2220 |
| Werthenstein | 1922 | | | 2022 | | | 2122 | | | | 2222 |
| Schachen LU | 1926 | | | 2026 | | | 2126 | | | | 2226 |
| Malters | 1932 | 1951 | | 2032 | 2051 | | 2132 | | 2151 | | 2232 |
| Littau | 1936 | | | 2036 | | | 2136 | | | | 2236 |
| Luzern [16] ○ | 1943 | 2003 | | 2043 | 2103 | | 2143 | | 2203 | | 2243 |

[12] Ankunft .. 39

[16] Minimale Umsteigezeit: 5 Minuten;
7 Minuten von/nach Alle Züge Bern-Bern Wankdorf-
Bern siehe Feld 299

☉ in den S-Bahn-Zügen

(♻) S-Bahn: Nicht alle Züge, nicht
alle Bhfe. Spalt 20cm. Übrige Züge
♻ oder [3] Voranmeldung erforder-
lich ☎ 0800 007 102**BLS, Bern**

☎ 031 327 27 27

www.bls.ch


SBB ☎ 0900 300 300 CHF 1.19/Min













www.sbb.ch








Verbindungen Bern-Luzern via
Zofingen und Olten sowie
umgekehrt siehe Felder 450, 455
und 510

460

460

Bern–Langnau–Luzern 

| | RE 3341 | S7 21795 | S2 15291 | RE 3343 | S2 15295 | RE 3347 | S2 15299 | |
|--|--------------|-------------|-------------|--------------|-------------|--------------|-------------|---|
| Bern  | 21 37 | | | 22 37 | | 23 42 | | MOONLINER: Fahrpläne siehe Felder 9301-9388: Bahn- und Verbundbillette ungünstig |
| Bern Wankdorf  | | | | | | | | |
| Ostermundigen | | | | | | | | |
| Gümligen | | | | | | | | |
| Worb SBB | | | | | | | | |
| Tägertschi | | | | | | | | |
| Konolfingen  | 21 51 | | | 22 51 | | 23 55 | | |
| Thun 340 | | | 22 09 | | 23 09 | | 00 09 | |
| Konolfingen  | | | 22 30 | | 23 30 | | 00 30 | |
| Konolfingen | 21 53 | | 22 34 | 22 53 | 23 34 | 23 56 | 03 4 | |
| Zäziwil | | | 22 36 | | 23 36 | | 03 6 | |
| Bowil | | | 22 39 | | 23 39 | | 03 9 | |
| Signau | | | 22 44 | | 23 44 | | 04 4 | |
| Emmenmatt | | | 22 47 | | 23 47 | | 04 7 | |
| Langnau  | 22 05 | | 22 52 | 23 05 | 23 52 | 00 8 | 05 2 | |
| Langnau | 22 06 | | | 23 06 | | | | |
| Trubschachen | 22 11 | | 22 34 | 23 11 | | | | |
| Wiggen | | | 12 22 45 | 23 17 | | | | |
| Escholzmatt | 22 18 | | 22 48 | 23 20 | | | | |
| Schüpfheim | 22 29 | | 22 58 | 23 28 | | | | |
| Hasle LU | | | 23 02 | 23 32 | | | | |
| Entlebuch | 22 34 | | 23 04 | 23 35 | | | | |
| Wolhusen  | 22 44 | | 23 14 | 23 44 | | | | |
| Wolhusen | | | 22 46 | | 23 46 | | | |
| Willisau 440  | | | 22 57 | | 23 57 | | | |
| Zell 440  | | | 23 04 | | 00 4 | | | |
| Huttwil 440  | | | 23 13 | | 01 4 | | | |
| Langenthal 440  | | | 23 38 | 00 34 | | | | |
| Langenthal 440 | 21 51 | | | 22 51 | | | | |
| Huttwil 440 | 22 13 | | | 23 13 | | | | |
| Zell 440 | 22 21 | | | 23 21 | | | | |
| Willisau 440 | 22 30 | | | 23 30 | | | | |
| Wolhusen  | 22 41 | | | 23 41 | | | | |
| Wolhusen | 22 45 | | 23 20 | 23 45 | | | | |
| Werthenstein | | | 23 22 | 23 47 | | | | |
| Schachen LU | | | 23 26 | 23 51 | | | | |
| Malters | 22 51 | | 23 32 | 23 55 | | | | |
| Littau | | | 23 36 | 23 59 | | | | |
| Luzern  | 23 03 | | 23 43 | 01 0 | | | | |

 Nächte  /  /  /  Ankunft .. 39 Minimale Umsteigezeit: 5 Minuten;
7 Minuten von/nach Alle Züge Bern-Bern Wankdorf-
Bern siehe Feld 299 in den S-Bahn-ZügenVerbindungen Bern-Luzern via
Zofingen und Olten sowie
umgekehrt siehe Felder 450, 455
und 510(S-Bahn): Nicht alle Züge, nicht
alle Bhfe. Spalt 20cm. Übrige Züge
✗ oder  Voranmeldung erforder-
lich ☎ 0800 007 102**BLS, Bern**
☎ 031 327 27 27
www.bls.ch
SBB ☎ 0900 300 300 CHF 1.19/Min
www.sbb.ch

460 Luzern-Langnau-Bern

Gemeinhliches Reproduzieren verboten
 Reproduction commerciale interdite
 Riproduzione commerciale vietata

| | | | | | | | | |
|--------------------|-------|-------|------------|-------|-------|------------|-------|------------|
| | S6 | | S6 | | S6 | RE | S6 | S6 |
| | 21612 | | 21614 | | 21616 | 3310 | 21618 | 21622 |
| Luzern | 511 | | 515 | | 533 | 557 | 616 | 637 |
| Littau | 516 | | 520 | | 538 | | 621 | 643 |
| Malters | 522 | | 526 | | 547 | 606 | 630 | 651 |
| Schachen LU | 524 | | 528 | | 551 | | 632 | 655 |
| Werthenstein | 528 | | 532 | | | | 636 | |
| Wolhusen | 534 | | 538 | | | 614 | 640 | |
| Wolhusen | | | 542 | | | 617 | 646 | |
| Willisau 440 | | | 553 | | | 627 | 657 | |
| Zell 440 | | | 603 | | | 635 | 705 | |
| Huttwil 440 | | | 613 | | | 643 | 715 | |
| Langenthal 440 | | | 638 | | | 708 | 738 | |
| Langenthal 440 | | | | | | 550 | | |
| Huttwil 440 | | | 506 | | | 539 | 613 | |
| Zell 440 | | | 513 | | | 547 | 619 | |
| Willisau 440 | | | 524 | | | 600 | 630 | |
| Wolhusen | | | 536 | | | 611 | 641 | |
| | S2 | S2 | RE | | S7 | S2 | S2 | S7 |
| | 15212 | 15214 | 3308 | 24064 | 21714 | 15218 | 15220 | 21718 |
| Wolhusen | | | | | 544 | | | 644 |
| Entlebuch | | | | | 551 | | | 651 |
| Hasle LU | | | | | 553 | | | 653 |
| Schüpfheim | | | 530 | | 559 | | | 659 |
| Escholzmatt | | | 537 | | 605 | | | 637 |
| Wiggen | | | 612 | 616 | 616 | | | 705 |
| Trubschachen | | | 544 | 623 | 623 | | | 716 |
| Langnau | | | 552 | 631 | | | | 723 |
| Langnau | 507 | 537 | 554 | | 607 | 637 | | 707 |
| Emmenmatt | 510 | 540 | | | 610 | 640 | | 710 |
| Signau | 514 | 544 | | | 614 | 644 | | 706 |
| Bowil | 516 | 546 | | | 616 | 646 | | 708 |
| Zäziwil | 519 | 549 | | | 619 | 649 | | 711 |
| Konolfingen | 525 | 554 | 606 | | 625 | 654 | | 717 |
| Konolfingen | 528 | 558 | | | 635 | 701 | 710 | 735 |
| Thun 340 | 549 | 619 | | | 656 | 718 | 733 | 756 |
| Konolfingen | 526 | 555 | 608 | | 626 | 655 | | 718 |
| Tägertschi | 528 | 557 | | | 628 | 657 | | 728 |
| Worb SBB | 532 | 601 | | | 632 | 701 | | 723 |
| Gümligen | 538 | 607 | | | 638 | 707 | | 738 |
| Ostermundigen | 540 | 609 | | | 640 | 709 | | 731 |
| Bern Wankdorf | 543 | 612 | | | 643 | 712 | | 735 |
| Bern | 548 | 617 | 626 | | 648 | 717 | | 740 |

- ohne 1 Aug
- Wiggen, Kreuzstrasse Abfahrt 6 10, Anschluss von Schangnau mit Postautokurs 2
- Ankunft 6 10, Anschluss auf Bus 24064
- Minimale Umsteigezeit: 5 Minuten; 7 Minuten von/nach

Verbindungen Bern-Luzern via Zofingen und Olten sowie umgekehrt siehe Felder 450, 455 und 510

Alle Züge Bern-Bern Wankdorf-Bern siehe Feld 299

in den S-Bahn-Zügen

S-Bahn: Nicht alle Züge, nicht alle Bhf., Spalt 20cm. Übrige Züge oder Voranmeldung erforderlich 0800 007 102

BLS, Bern
 031 327 27 27
 www.bls.ch
SBB 0900 300 300 CHF 1.19/Min
 www.sbb.ch


460 Luzern-Langnau-Bern

| | RE | S6 | S6 | RE | S6 | RE | S6 |
|-----------------------------|------------|------------|--------|------------|------------|------------|-------------|
| | 3312 | 21624 | 21628 | 3316 | 21630 | 3318 | 21634 |
| Luzern ¹⁶ | 657 | | | 757 | | 857 | |
| Littau | | 716 | (A)737 | | 816 | | 916 |
| Malters | (C)706 | 721 | >743 | (C)806 | 821 | | 921 |
| Schachen LU | | 730 | >751 | | 830 | | 930 |
| Werthstein | | 732 | (A)755 | | 832 | | 932 |
| Wolhusen | 714 | 736 | | 814 | 836 | | 936 |
| | | (A)740 | | | 840 | | 940 |
| Wolhusen | (A)717 | 746 | | (A)817 | 846 | (A)917 | 946 |
| Willisau 440 | >727 | 757 | | (A)827 | 857 | (A)927 | 957 |
| Zell 440 | >736 | 805 | | | 905 | | 1005 |
| Huttwil 440 | >743 | 815 | | | 915 | | 1015 |
| Langenthal 440 | (A)808 | 838 | | | 938 | | 1038 |
| Langenthal 440 | X620 | (A)650 | | | 720 | | 820 |
| Huttwil 440 | X643 | >715 | | | 743 | | 843 |
| Zell 440 | 651 | >721 | | | 751 | | 851 |
| Willisau 440 | 700 | >730 | | | 800 | | 900 |
| Wolhusen | 711 | (A)741 | | | 811 | (A)841 | 911 |
| | | | | | | | (A)941 |
| | S2 | S7 | S2 | S2 | S7 | S2 | S2 |
| | 15226 | 21724 | 15228 | 15230 | 21730 | 15232 | 15234 |
| Wolhusen | 715 | 744 | | | 815 | 844 | 915 |
| Entlebuch | 722 | 751 | | | 822 | 851 | 922 |
| Hasle LU | | 753 | | | | 853 | 953 |
| Schüpfheim | 730 | 759 | | | 830 | 859 | 930 |
| Escholzmatt | 737 | 805 | | | 837 | 905 | 937 |
| Wigggen | | 816 | | | | 916 | 1016 |
| Trubschachen | 744 | 823 | | | 844 | 923 | 944 |
| Langnau ⁹ | 752 | | | | 852 | | 952 |
| Langnau | 737 | 754 | | | | | 954 |
| Emmenmatt | 740 | | 807 | 837 | | 907 | 937 |
| Signau | 744 | | 810 | 840 | | 910 | 940 |
| Bowil | 746 | | 814 | 844 | | 914 | 944 |
| Zäziwil | 749 | | 816 | 846 | | 916 | 946 |
| Konolfingen | 754 | 806 | 819 | 849 | | 919 | 949 |
| | | | 825 | 854 | 906 | 925 | 954 |
| Konolfingen | 801 | (A)810 | 835 | 901 | | 935 | 1001 |
| Thun 340 | 818 | (A)833 | 856 | 918 | | 956 | 1018 |
| Konolfingen | 755 | 808 | 826 | 855 | 908 | 926 | 955 |
| Tägertschi | 757 | | 828 | 857 | | 928 | 957 |
| Worb SBB | 801 | | 832 | 901 | | 932 | 1001 |
| Gümligen | 807 | | 838 | 907 | | 938 | 1007 |
| Ostermundigen | 809 | | 840 | 909 | | 940 | 1009 |
| Bern Wankdorf ⁵ | 812 | | 843 | 912 | | 943 | 1012 |
| Bern ⁶ | 817 | 826 | 848 | 917 | 926 | 948 | 1017 |
| | | | | | | | 1026 |

¹⁶ Minimale Umsteigezeit: 5 Minuten;
7 Minuten von/nach 

Verbindungen Bern-Luzern via
Zofingen und Olten sowie
umgekehrt siehe Felder 450, 455
und 510

Alle Züge Bern-Bern Wankdorf-
Bern siehe Feld 299

 in den S-Bahn-Zügen

(A) S-Bahn: Nicht alle Züge, nicht
alle Bhfe. Spalt 20cm. Übrige Züge
X oder  Voranmeldung erforder-
lich (C) 0800 007 102

BLS, Bern
(C) 031 327 27 27
www.bls.ch
SBB (C) 0900 300 300 CHF 1.19/Min
www.sbb.ch

460

| | RE | S6 | RE | S6 | RE | S6 |
|-----------------------------|--------------|--------------|--------------|--------------|--------------|-------|
| Luzern ¹⁶ | 3320 | 21638 | 3322 | 21642 | 3324 | 21646 |
| Littau | 9 57 | 10 16 | 10 57 | 11 16 | 11 57 | 12 16 |
| Malters | | 10 21 | | 11 21 | | 12 21 |
| Schachen LU | 10 06 | 10 30 | 11 06 | 11 30 | 12 06 | 12 30 |
| Werthstein | | 10 32 | | 11 32 | | 12 32 |
| Wolhusen | 10 14 | 10 36 | 11 14 | 11 36 | 12 14 | 12 36 |
| Wolhusen | | 10 40 | | 11 40 | | 12 40 |
| Wolhusen | ⊙ | Ⓐ 10 17 | Ⓐ 11 17 | 11 46 | Ⓐ 12 17 | 12 46 |
| Willisau 440 | ⊙ | Ⓐ 10 27 | Ⓐ 11 27 | 11 57 | ⌋ 12 27 | 12 57 |
| Zell 440 | ⊙ | | | 12 05 | ⌋ 12 36 | 13 05 |
| Huttwil 440 | ⊙ | | | 12 15 | ⌋ 12 43 | 13 15 |
| Langenthal 440 | ⊙ | | | 12 38 | Ⓐ 13 08 | 13 38 |
| Langenthal 440 | | 9 20 | | 10 20 | | 11 20 |
| Huttwil 440 | | 9 43 | | 10 43 | | 11 43 |
| Zell 440 | | 9 51 | | 10 51 | | 11 51 |
| Willisau 440 | | 10 00 | Ⓐ 10 30 | 11 00 | Ⓐ 11 30 | 12 00 |
| Wolhusen | ⊙ | 10 11 | Ⓐ 10 41 | 11 11 | Ⓐ 11 41 | 12 11 |
| | S2 | S7 | S2 | S2 | S7 | S2 |
| | 15238 | 21738 | 15240 | 15242 | 21742 | 15246 |
| Wolhusen | | 10 15 | 10 44 | | 11 15 | 11 44 |
| Entlebuch | | 10 22 | 10 51 | | 11 22 | 11 51 |
| Hasle LU | | | 10 53 | | | 11 53 |
| Schüpfheim | | 10 30 | 10 59 | | 11 30 | 11 59 |
| Escholzmatt | | 10 37 | 11 05 | | 11 37 | 12 05 |
| Wigggen | | | 11 16 | | | 12 16 |
| Trubschachen | | 10 44 | 11 23 | | 11 44 | 12 23 |
| Langnau ⁵ | ⊙ | 10 52 | | | 11 52 | |
| Langnau | 10 37 | 10 54 | 11 07 | 11 37 | 11 54 | 12 07 |
| Emmenmatt | 10 40 | | 11 10 | 11 40 | | 12 10 |
| Signau | 10 44 | | 11 14 | 11 44 | | 12 14 |
| Bowil | 10 46 | | 11 16 | 11 46 | | 12 16 |
| Zäziwil | 10 49 | | 11 19 | 11 49 | | 12 19 |
| Konolfingen | ⊙ | 11 06 | 11 25 | 11 54 | 12 06 | 12 25 |
| Konolfingen | 11 01 | | 11 35 | 12 01 | | 12 35 |
| Thun 340 | ⊙ | 11 18 | 11 56 | 12 18 | | 12 56 |
| Konolfingen | 10 55 | 11 08 | 11 26 | 11 55 | 12 08 | 12 26 |
| Tägertschi | 10 57 | | 11 28 | 11 57 | | 12 28 |
| Worb SBB | 11 01 | | 11 32 | 12 01 | | 12 32 |
| Gümligen | 11 07 | | 11 38 | 12 07 | | 12 38 |
| Ostermundigen | 11 09 | | 11 40 | 12 09 | | 12 40 |
| Bern Wankdorf ⁵ | 11 12 | | 11 43 | 12 12 | | 12 43 |
| Bern ⁶ | ⊙ | 11 17 | 11 48 | 12 17 | 12 26 | 12 48 |

¹⁶ Minimale Umsteigezeit: 5 Minuten;
7 Minuten von/nach 

Verbindungen Bern-Luzern via
Zofingen und Olten sowie
umgekehrt siehe Felder 450, 455
und 510

Alle Züge Bern-Bern Wankdorf-
Bern siehe Feld 299

⊙ in den S-Bahn-Zügen

(⁵) S-Bahn: Nicht alle Züge, nicht
alle Bhfe. Spalt 20cm. Übrige Züge
✕ oder ⁵ Voranmeldung erforder-
lich ☎ 0800 007 102

BLS, Bern
☎ 031 327 27 27
www.bls.ch
SBB ☎ 0900 300 300 CHF 1.19/Min
www.sbb.ch

460 Luzern-Langnau-Bern

| | RE | S6 | RE | S6 | RE | S6 | S6 |
|--------------------|-----------|-----------|-----------|-----------|-----------|-----------|-----------|
| Luzern 16 | 3326 | 21650 | 3328 | 21654 | 3330 | 21658 | 21660 |
| Littau | 12 57 | 13 16 | 13 57 | 14 16 | 14 57 | 15 16 | Ⓐ 15 37 |
| Malters | 13 06 | 13 21 | 14 06 | 14 21 | 15 06 | 15 21 | ⌋ 15 43 |
| Schachen LU | | 13 30 | | 14 30 | | 15 30 | ⌋ 15 51 |
| Werthenstein | | 13 32 | | 14 32 | | 15 32 | Ⓐ 15 55 |
| Wolhusen | 13 14 | 13 36 | 14 14 | 14 36 | 15 14 | 15 36 | |
| Wolhusen | Ⓐ 13 17 | 13 46 | Ⓐ 14 17 | 14 46 | Ⓐ 15 17 | 15 46 | |
| Willisau 440 | ∘ 13 27 | 13 57 | Ⓐ 14 27 | 14 57 | Ⓐ 15 27 | 15 57 | |
| Zell 440 | ∘ 13 36 | 14 05 | | 15 05 | | 16 05 | |
| Huttwil 440 | ∘ 13 43 | 14 15 | | 15 15 | | 16 15 | |
| Langenthal 440 | ∘ 14 08 | 14 38 | | 15 38 | | 16 38 | |
| Langenthal 440 | 12 20 | Ⓐ 12 50 | | 13 20 | | 14 20 | |
| Huttwil 440 | 12 43 | ⌋ 13 15 | | 13 43 | | 14 43 | |
| Zell 440 | 12 51 | ⌋ 13 21 | | 13 51 | | 14 51 | |
| Willisau 440 | 13 00 | 13 30 | | 14 00 | Ⓐ 14 30 | 15 00 | Ⓐ 15 30 |
| Wolhusen | ∘ 13 11 | Ⓐ 13 41 | | 14 11 | Ⓐ 14 41 | 15 11 | Ⓐ 15 41 |
| Wolhusen | S2 15 254 | S7 21 750 | S2 15 256 | S2 15 258 | S7 21 754 | S2 15 260 | S2 15 262 |
| Entlebuch | 13 15 | 13 44 | 14 15 | 14 44 | 15 15 | 15 44 | 16 15 |
| Hasle LU | 13 22 | 13 51 | 14 22 | 14 51 | 15 22 | 15 51 | 16 22 |
| Schüpfheim | 13 30 | 13 53 | 14 30 | 14 53 | 15 30 | 15 53 | 16 30 |
| Schüpfheim | 13 30 | 13 59 | 14 30 | 14 59 | 15 30 | 15 59 | 16 30 |
| Escholzmatt | 13 37 | 14 05 | 14 37 | 15 05 | 15 37 | 16 05 | 16 37 |
| Wigggen | 13 44 | 14 16 | 14 44 | 15 16 | 15 44 | 16 16 | 16 44 |
| Trubschachen | 13 52 | 14 23 | 14 52 | 15 23 | 15 52 | 16 23 | 16 52 |
| Langnau 9 | 13 37 | 13 54 | 14 07 | 14 37 | 15 07 | 15 37 | 16 07 |
| Emmenmatt | 13 40 | 14 10 | 14 40 | 15 10 | 15 40 | 16 10 | 16 40 |
| Signau | 13 44 | 14 14 | 14 44 | 15 14 | 15 44 | 16 14 | 16 44 |
| Böwil | 13 46 | 14 16 | 14 46 | 15 16 | 15 46 | 16 16 | 16 46 |
| Zäziwil | 13 49 | 14 19 | 14 49 | 15 19 | 15 49 | 16 19 | 16 49 |
| Konolfingen | ∘ 13 54 | 14 25 | 14 54 | 15 25 | 15 54 | 16 06 | 16 25 |
| Konolfingen | 14 01 | 14 35 | 15 01 | 15 35 | 16 01 | 16 35 | 16 56 |
| Thun 340 | ∘ 14 18 | 14 56 | 15 18 | 15 56 | 16 18 | 16 56 | 16 56 |
| Konolfingen | 13 55 | 14 26 | 14 55 | 15 26 | 15 55 | 16 08 | 16 26 |
| Tägertschi | 13 57 | 14 28 | 14 57 | 15 28 | 15 57 | 16 28 | 16 57 |
| Worb SBB | 14 01 | 14 32 | 15 01 | 15 32 | 16 01 | 16 32 | 16 58 |
| Gümligen | 14 07 | 14 38 | 15 07 | 15 38 | 16 07 | 16 38 | 16 58 |
| Ostermundigen | 14 09 | 14 40 | 15 09 | 15 40 | 16 09 | 16 40 | 16 59 |
| Bern Wankdorf 5 | 14 12 | 14 43 | 15 12 | 15 43 | 16 12 | 16 43 | 16 59 |
| Bern 6 | ∘ 14 17 | 14 48 | 15 17 | 15 48 | 16 17 | 16 26 | 16 48 |

16 Minimale Umsteigezeit: 5 Minuten;
7 Minuten von/nach 

Verbindungen Bern-Luzern via
Zofingen und Olten sowie
umgekehrt siehe Felder 450, 455
und 510

Alle Züge Bern-Bern Wankdorf-
Bern siehe Feld 299

Ⓢ in den S-Bahn-Zügen

(Ⓢ) S-Bahn: Nicht alle Züge, nicht
alle Bhfe. Spalt 20cm. Übrige Züge
⌋ oder ⌋ Voranmeldung erforder-
lich ☎ 0800 007 102

BLS, Bern
☎ 031 327 27 27
www.bls.ch
SBB ☎ 0900 300 300 CHF 1.19/Min
www.sbb.ch

460

| | RE | S6 | S6 | RE | S6 | S6 | RE |
|-----------------------------|----------------|--------------|---------|--------------|--------------|---------|--------------|
| | 3332 | 21662 | 21664 | 3336 | 21666 | 21670 | 3338 |
| Luzern ¹⁶ | 15 57 | 16 16 | Ⓐ 16 37 | 16 57 | 17 16 | Ⓐ 17 37 | 17 57 |
| Littau | | 16 21 | ⌋ 16 43 | | 17 21 | ⌋ 17 43 | |
| Malters | 16 06 | 16 30 | ⌋ 16 51 | 17 06 | 17 30 | ⌋ 17 51 | 18 06 |
| Schachen LU | | 16 32 | Ⓐ 16 55 | | 17 32 | Ⓐ 17 55 | |
| Werthstein | | 16 36 | | | 17 36 | | |
| Wolhusen | 16 14 | 16 40 | | 17 14 | 17 40 | | 18 14 |
| Wolhusen | | Ⓐ 16 17 | 16 46 | | 17 17 | 17 46 | 18 17 |
| Willisau 440 | ○ | Ⓐ 16 27 | 16 57 | | 17 27 | 17 57 | 18 27 |
| Zell 440 | ○ | | 17 05 | | 17 36 | 18 05 | 18 36 |
| Huttwil 440 | ○ | | 17 15 | | 17 43 | 18 15 | 18 43 |
| Langenthal 440 | ○ | | 17 38 | | 18 08 | 18 38 | 19 08 |
| Langenthal 440 | | 15 20 | | 16 20 | 16 50 | | 17 20 |
| Huttwil 440 | | 15 43 | | 16 43 | 17 15 | | 17 43 |
| Zell 440 | | 15 51 | | 16 51 | 17 21 | | 17 51 |
| Willisau 440 | | 16 00 | Ⓐ 16 30 | 17 00 | 17 30 | | 18 00 |
| Wolhusen | ○ | 16 11 | Ⓐ 16 41 | 17 11 | 17 41 | | 18 11 |
| | S2 | S7 | S2 | S2 | S7 | S2 | S2 |
| | 15266 | 21762 | 15270 | 15272 | 21766 | 15276 | 15278 |
| Wolhusen | 16 15 | 16 44 | | | 17 15 | 17 44 | 18 15 |
| Entlebuch | 16 22 | 16 51 | | | 17 22 | 17 51 | 18 22 |
| Hasle LU | | 16 53 | | | | 17 53 | |
| Schüpfheim | 16 30 | 16 59 | | | 17 30 | 17 59 | 18 30 |
| Escholzmatt | 16 37 | 17 05 | | | 17 37 | 18 05 | 18 37 |
| Wigglen | | 17 16 | | | | 18 16 | |
| Trubschachen | 16 44 | 17 23 | | | 17 44 | 18 23 | 18 44 |
| Langnau ⁵ | ○ 16 52 | | | | 17 52 | | 18 52 |
| Langnau | 16 37 | 16 54 | 17 07 | 17 37 | 17 54 | 18 07 | 18 37 |
| Emmenmatt | 16 40 | | 17 10 | 17 40 | | 18 10 | 18 40 |
| Signau | 16 44 | | 17 14 | 17 44 | | 18 14 | 18 44 |
| Böwil | 16 46 | | 17 16 | 17 46 | | 18 16 | 18 46 |
| Zäziwil | 16 49 | | 17 19 | 17 49 | | 18 19 | 18 49 |
| Konolfingen | ○ 16 54 | 17 06 | 17 25 | 17 54 | 18 06 | 18 25 | 18 54 |
| Konolfingen | 17 01 | Ⓐ 17 10 | 17 35 | 18 01 | Ⓐ 18 10 | 18 35 | 19 01 |
| Thun 340 | ○ 17 18 | Ⓐ 17 33 | 17 56 | 18 18 | Ⓐ 18 33 | 18 56 | 19 18 |
| Konolfingen | 16 55 | 17 08 | 17 26 | 17 55 | 18 08 | 18 26 | 18 55 |
| Tägertschi | 16 57 | | 17 28 | 17 57 | | 18 28 | 18 57 |
| Worb SBB | 17 01 | | 17 32 | 18 01 | | 18 32 | 19 01 |
| Gümligen | 17 07 | | 17 38 | 18 07 | | 18 38 | 19 07 |
| Ostermundigen | 17 09 | | 17 40 | 18 09 | | 18 40 | 19 09 |
| Bern Wankdorf ⁵ | 17 12 | | 17 43 | 18 12 | | 18 43 | 19 12 |
| Bern ⁶ | ○ 17 17 | 17 26 | 17 48 | 18 17 | 18 26 | 18 48 | 19 26 |

¹⁶ Minimale Umsteigezeit: 5 Minuten;
7 Minuten von/nach 

Verbindungen Bern-Luzern via
Zofingen und Olten sowie
umgekehrt siehe Felder 450, 455
und 510

Alle Züge Bern-Bern Wankdorf-
Bern siehe Feld 299

⊕ in den S-Bahn-Zügen

(Ⓢ) S-Bahn: Nicht alle Züge, nicht
alle Bhfe. Spalt 20cm. Übrige Züge
⊗ oder ⁵ Voranmeldung erforder-
lich ⊕ 0800 007 102

BLS, Bern
Ⓢ 031 327 27 27
www.bls.ch
SBB ⊕ 0900 300 300 CHF 1.19/Min
www.sbb.ch

460 Luzern–Langnau–Bern

| | 56 | 56 | RE | 56 | RE | 56 | RE |
|-------------------------------|--------|--------|-------------|-------------|-------------|-------------|-------------|
| Luzern ¹⁶ | 21672 | 21676 | 3340 | 21678 | 3342 | 21684 | 3344 |
| Littau | 1816 | Ⓐ 1837 | 1857 | 1916 | 1957 | 2016 | 2057 |
| Malters | 1821 | ↳ 1843 | | 1921 | | 2021 | |
| Schachen LU | 1830 | ↳ 1851 | 1906 | 1930 | 2006 | 2030 | 2106 |
| Werthenstein | 1832 | Ⓐ 1855 | | 1932 | | 2032 | |
| Wolhusen ○ | 1836 | | 1914 | 1936 | | 2036 | |
| | ↙ 1840 | | | ↙ 1940 | | ↙ 2040 | 2114 |
| Wolhusen | 1846 | | 1917 | 1946 | 2017 | 2046 | |
| Willisau 440 ○ | 1857 | | 1927 | 1957 | 2027 | 2057 | |
| Zell 440 ○ | 1905 | | 1936 | 2005 | 2036 | 2104 | |
| Huttwil 440 ○ | 1915 | | 1943 | 2015 | 2043 | 2113 | |
| Langenthal 440 ○ | 1938 | | | 2038 | | 2138 | |
| Langenthal 440 | 1750 | | 1820 | 1850 | 1920 | 1950 | |
| Huttwil 440 | 1815 | | 1843 | 1915 | 1943 | 2015 | |
| Zell 440 | 1821 | | 1851 | 1921 | 1951 | 2021 | |
| Willisau 440 | 1830 | | 1900 | 1930 | 2000 | 2030 | |
| Wolhusen ○ | 1841 | | 1911 | 1941 | 2011 | 2041 | |
| | 57 | 52 | 52 | 57 | 52 | 57 | 52 |
| Wolhusen | 21772 | 15280 | 15282 | 21778 | 15284 | 21784 | 15288 |
| Entlebuch | 1844 | | 1915 | 1944 | 2015 | 2044 | 2115 |
| Hasle LU | 1851 | | 1922 | 1951 | 2022 | 2051 | 2122 |
| Schüpfheim | 1853 | | | 1953 | | 2053 | |
| Schüpfheim | 1859 | | 1930 | 1959 | 2030 | 2059 | 2130 |
| Escholzmatt | 1905 | | 1937 | 2005 | 2037 | 2105 | 2137 |
| Wigggen | 1916 | | | 2016 | | 2116 | |
| Trubschachen | 1923 | | 1944 | 2023 | 2044 | 2123 | 2144 |
| Langnau ⁵ ○ | | | 1952 | | 2052 | | 2152 |
| Langnau | | 1907 | 1937 | | 2007 | 2054 | 2107 |
| Emmenmatt | | 1910 | 1940 | | 2010 | | 2110 |
| Signau | | 1914 | 1944 | | 2014 | | 2114 |
| Bowil | | 1916 | 1946 | | 2016 | | 2116 |
| Zäziwil | | 1919 | 1949 | | 2019 | | 2119 |
| Konolfingen ○ | | 1925 | 1954 | 2006 | 2025 | 2106 | 2125 |
| Konolfingen | | 1935 | 2001 | | 2035 | | 2135 |
| Thun 340 ○ | | 1956 | 2018 | | 2056 | | 2156 |
| Konolfingen | | 1926 | 1955 | 2008 | 2026 | 2108 | 2126 |
| Tägertschi | | 1928 | 1957 | | 2028 | | 2128 |
| Worb SBB | | 1932 | 2001 | | 2032 | | 2132 |
| Gümligen | | 1938 | 2007 | | 2038 | | 2138 |
| Ostermundigen | | 1940 | 2009 | | 2040 | | 2140 |
| Bern Wankdorf ⁵ | | 1943 | 2012 | | 2043 | | 2143 |
| Bern ⁶ ○ | | 1948 | 2017 | 2026 | 2048 | 2126 | 2148 |

¹⁶ Minimale Umsteigezeit: 5 Minuten;
7 Minuten von/nach 

Verbindungen Bern-Luzern via
Zofingen und Olten sowie
umgekehrt siehe Felder 450, 455
und 510

Alle Züge Bern-Bern Wankdorf-
Bern siehe Feld 299

Ⓢ in den S-Bahn-Zügen


(Ⓢ) S-Bahn: Nicht alle Züge, nicht
alle Bhfe. Spalt 20cm. Übrige Züge
✂ oder  Voranmeldung erforder-
lich ☎ 0800 007 102

BLS, Bern
☎ 031 327 27 27
www.bls.ch
SBB ☎ 0900 300 300 CHF 1.19/Min
www.sbb.ch

460

| | S6 | RE | S6 | RE | S6 | |
|----------------------|---------|--------------|---------|--------------|-------|---|
| | 21688 | 3346 | 21692 | 3348 | 21600 | |
| Luzern 16 | 21 16 | 21 57 | 22 16 | 23 16 | 0 16 | Nächster: Fahrpläne siehe Felder 9601-9612: Bahn- und Verbundbillette ungültig |
| Littau | 21 21 | | 22 21 | 23 21 | 0 21 | |
| Malters | 21 30 | 22 06 | 22 30 | 23 30 | 0 30 | |
| Schachen LU | 21 32 | | 22 32 | 23 32 | 0 32 | |
| Werthenstein | 21 36 | | 22 36 | 23 36 | 0 36 | |
| Wolhusen o | ✓ 21 40 | 22 14 | ✓ 22 40 | 23 40 | 0 40 | |
| Wolhusen | 21 46 | | 22 46 | 23 46 | | |
| Willisau 440 o | 21 57 | | 22 57 | 23 57 | | |
| Zell 440 o | 22 04 | | 23 04 | 0 04 | | |
| Huttwil 440 o | 22 13 | | 23 13 | 0 14 | | |
| Langenthal 440 o | 22 38 | | 23 38 | 10 34 | | |
| Langenthal 440 | 20 51 | | 21 51 | 22 51 | | |
| Huttwil 440 | 21 13 | | 22 13 | 23 13 | | |
| Zell 440 | 21 21 | | 22 21 | 23 21 | | |
| Willisau 440 | 21 30 | | 22 30 | 23 30 | | |
| Wolhusen o | 21 41 | | 22 41 | 23 41 | | |
| | S7 | S2 | S2 | S7 | S2 | |
| | 21788 | 15292 | 15296 | 21792 | 15202 | |
| Wolhusen | 21 44 | 22 15 | 22 44 | 23 44 | 0 40 | |
| Entlebuch | 21 51 | 22 22 | 22 51 | 23 51 | 0 47 | |
| Hasle LU | 21 53 | | 22 53 | 23 53 | 0 49 | |
| Schüpfheim | 21 59 | 22 30 | 22 59 | 23 59 | 0 55 | |
| Escholzmatt | 22 05 | 22 37 | 23 05 | 0 05 | 1 01 | |
| Wigglen | 22 16 | | 23 16 | 0 10 | 1 06 | |
| Trubschachen | 22 23 | 22 44 | 23 23 | 0 15 | 1 11 | |
| Langnau 5 | o | 22 52 | 23 29 | 0 22 | 1 18 | |
| Langnau | 22 07 | 22 54 | 23 07 | 0 08 | | |
| Emmenmatt | 22 10 | | 23 10 | 0 11 | | |
| Signau | 22 14 | | 23 14 | 0 15 | | |
| Bowil | 22 16 | | 23 16 | 0 17 | | |
| Zäziwil | 22 19 | | 23 19 | 0 20 | | |
| Konolfingen o | 22 25 | 23 06 | 23 25 | 0 25 | | |
| Konolfingen | 22 35 | | 23 35 | 0 35 | | |
| Thun 340 o | 22 55 | | 23 55 | 0 55 | | |
| Konolfingen | 22 26 | 23 08 | 23 26 | 0 26 | | |
| Tägertschi | 22 28 | | 23 28 | 0 28 | | |
| Worb SBB | 22 32 | | 23 32 | 0 32 | | |
| Gümligen | 22 38 | | 23 38 | 0 38 | | |
| Ostermundigen | 22 40 | | 23 40 | 0 40 | | |
| Bern Wankdorf 5 | 22 43 | | 23 43 | 0 43 | | |
| Bern 6 | o | 22 48 | 23 48 | 0 48 | | |

10 Nächte ⑤/⑥, ⑥/⑦

16 Minimale Umsteigezeit: 5 Minuten;
7 Minuten von/nach Verbindungen Bern-Luzern via
Zofingen und Olten sowie
umgekehrt siehe Felder 450, 455
und 510Alle Züge Bern-Bern Wankdorf-
Bern siehe Feld 299

Ⓢ in den S-Bahn-Zügen

(♠) S-Bahn: Nicht alle Züge, nicht
alle Bhfe. Spalt 20cm. Übrige Züge
♠ oder 5 Voranmeldung erforder-
lich ☎ 0800 007 102**BLS, Bern**
☎ 031 327 27 27
www.bls.ch
SBB ☎ 0900 300 300 CHF 1.19/Min
www.sbb.ch